

Mid Year (*) Sales Comparison Year-to-Year

RESIDENTIAL

# Active Listings / # Under Contract / # Sold	Winter Park, Fraser & Tabernash	Granby	Lake Granby to Grand Lake
	2010	502 / 53 / 47 (-10% / +61% / +31%)	259 / 18 / 11 (-2% / -31% / -54%)
2011	458 / 49 / 43 (-9% / -8% / -9%)	219 / 24 / 22 (-15% / +33% / +100%)	214 / 25 / 22 (+1% / -7% / -4%)
2012	403 / 69 / 70 (-12% / +41% / +63%)	181 / 39 / 31 (-17% / +63% / +41%)	191 / 31 / 23 (-11% / +24% / +5%)
2013	346 / 69 / 59 (-14% / 0% / -16%)	165 / 48 / 46 (-9% / +23% / +48%)	154 / 38 / 39/ (-19% / +23% / +70%)
2014	413 / 108 / 97 (+19% / +56% / +64%)	159 / 44 / 27 (-4% / -8% / -41%)	148 / 30 / 20 (-4% / -21% / -49%)
2015	365 / 96 / 73 (-12% / -11% / -25%)	147 / 49 / 45 (-8% / +9% / +67%)	163 / 52 / 36 (+11% / +73% / +62%)
2016	331 / 136 / 94 (-9% / +42% / +29%)	130 / 50 / 43 (-11% / +2% / -4%)	140 / 49 / 36 (-12% / -6% / 0%)

SOLD VOLUME	Winter Park, Fraser & Tabernash	Granby	Lake Granby to Grand Lake
	2010	\$23,780,025 (up 34%)	\$3,234,900 (down 62%)
2011	\$20,134,450 (down 15%)	\$6,515,900 (up 101%)	\$5,490,660 (down 5%)
2012	\$36,267,526 (up 80%)	\$8,733,674 (up 34%)	\$5,490,775 0%
2013	\$28,198,733 (down 22%)	\$16,188,493 (up 85%)	\$11,746,300 (up 114%)
2014	\$45,743,002 (up 38%)	\$9,529,642 (down 41%)	\$7,256,000 (down 38%)
2015	\$36,176,977 (down 21%)	\$15,480,100 (up 62%)	\$13,605,108 (up 88%)
2016	\$46,439,012 (up 28%)	\$14,502,174 (down 6%)	\$13,463,450 (down 1%)

AVERAGE SALES PRICE	Winter Park, Fraser & Tabernash	Granby	Lake Granby to Grand Lake
	2010	\$505,958 (up 3%)	\$294,082 (down 18%)
2011	\$468,243 (down 7%)	\$296,177 (up 1%)	\$249,575 (down 9%)
2012	\$518,107 (up 10%)	\$281,731 (down 5%)	\$238,729 (down 4%)
2013	\$477,944 (down 8%)	\$351,924 (up 25%)	\$301,187 (up 26%)
2014	\$459,634 (down 4%)	\$352,950 Negligible	\$362,800 (up 20%)
2015	\$470,619 (up 2%)	\$288,351 (down 18%)	\$279,356 (down 32%)
2016	\$488,435 (up 4%)	\$338,024 (up 17%)	\$316,678 (up 13%)

CONDOS

# Active Listings / # Under Contract / # Sold	Winter Park, Fraser & Tabernash	Granby	Lake Granby to Grand Lake
	2010	476 / 63 / 59 (-7% / +62% / +73%)	151 / 28 / 26 (-11% / -24% / +225%)
2011	426 / 57 / 50 (-11% / -10% / -15%)	198 / 71 / 75 (+31% / +154% / +188%)	30 / 5 / 5 (-14% / -16% / -17%)
2012	422 / 63 / 57 (-1% / +10% / +14%)	161 / 31 / 30 (-19% / -56% / -60%)	29 / 5 / 6 (-3% / 0% / +20%)
2013	366 / 69 / 76 (-13% / +9% / +33%)	150 / 38 / 39 (-5% / +22% / +30%)	18 / 6 / 4 (-37% / +20% / -33%)
2014	324 / 106 / 85 (-11% / +53% / +11%)	104 / 16 / 17 (-30% / -57% / -56%)	23 / 5 / 3 (+27% / -16% / -25%)
2015	261 / 93 / 79 (-26% / -14% / -7%)	111 / 40 / 37 (+6% / +150% / +117%)	28 / 11 / 11 (+8% / +66% / +200%)
2016	208 / 133 / 115 (-20% / +43% / +45%)	83 / 30 / 35 (-25% / -25% / -5%)	23 / 11 / 12 (-28% / 0% / +9%)

SOLD VOLUME	Winter Park, Fraser & Tabernash	Granby	Lake Granby to Grand Lake
	2010	\$14,681,490 (up 53%)	\$5,673,265 (up 88%)
2011	\$13,811,500 (down 5%)	\$6,609,267 (up 16%)	\$710,300 (down 25%)
2012	\$10,421,447 (down 24%)	\$3,259,355 (down 50%)	\$825,450 (up 16%)
2013	\$15,700,189 (up 50%)	\$6,809,400 (up 108%)	\$618,902 (down 25%)
2014	\$17,434,625 (up 11%)	\$2,463,825 (down 63%)	\$515,000 (down 16%)
2015	\$17,452,890 0%	\$4,156,600 (up 68%)	\$1,629,000 (up 216%)
2016	\$28,243,570 (up 62%)	\$5,307,050 (up 27%)	\$2,739,250 (up 68%)

AVERAGE SALES PRICE	Winter Park, Fraser & Tabernash	Granby	Lake Granby to Grand Lake
	2010	\$248,839 (down 12%)	\$218,202 (down 42%)
2011	\$276,230 (up 11%)	\$88,124 (down 59%)	\$142,060 (down 10%)
2012	\$182,832 (down 34%)	\$108,645 (up 23%)	\$137,575 (down 3%)
2013	\$206,587 (up 12%)	\$174,600 (up 60%)	\$154,726 (up 12%)
2014	\$205,113 Negligible	\$144,931 (down 16%)	\$171,667 (up 10%)
2015	\$220,923 (up 7%)	\$112,341 (down 22%)	\$148,091 (down 13%)
2016	\$245,596 (up 11%)	\$151,630 (up 34%)	\$228,271 (up 54%)

This information is deemed reliable but not guaranteed from the Grand County Board of Realtors Multiple Listing Service and represents sales by all area Brokers. For more Grand County, CO Real Estate statistical information go to www.REWinterPark.com/Stats. * January 1st through June 30th.



970-726-2600

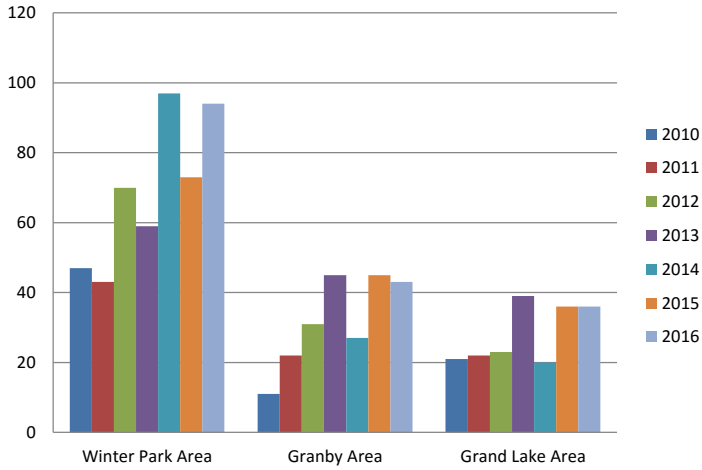
www.REWinterPark.com
info@rewinterpark.com



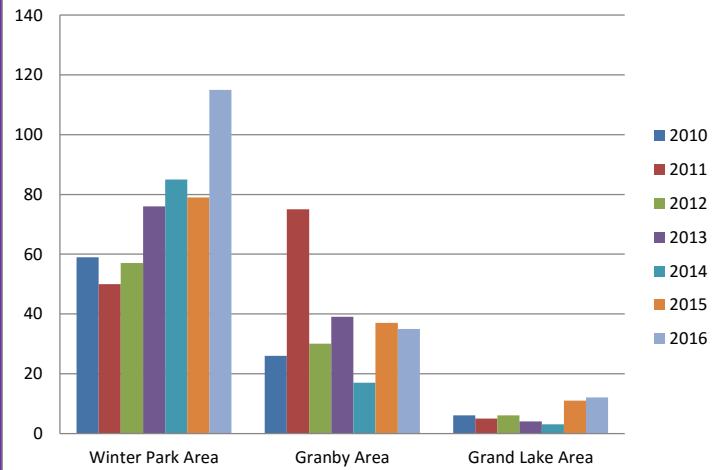
VACANT LAND

	Winter Park Area	Granby Area	Grand Lake Area
# SOLD	2014: 24	11	2
	2015: 30	36	6
	2016: 27	24	21
AVERAGE SALES PRICE	2014: \$208,287	\$58,164	\$35,500
	2015: \$107,408	\$49,269	\$131,667
	2016: \$145,780	\$41,902	\$75,008
TOTAL SALES VOLUME	2014: \$4,998,888	\$639,800	\$71,000
	2015: \$3,222,250	\$1,773,692	\$790,000
	2016: \$3,936,050	\$1,005,650	\$1,575,175

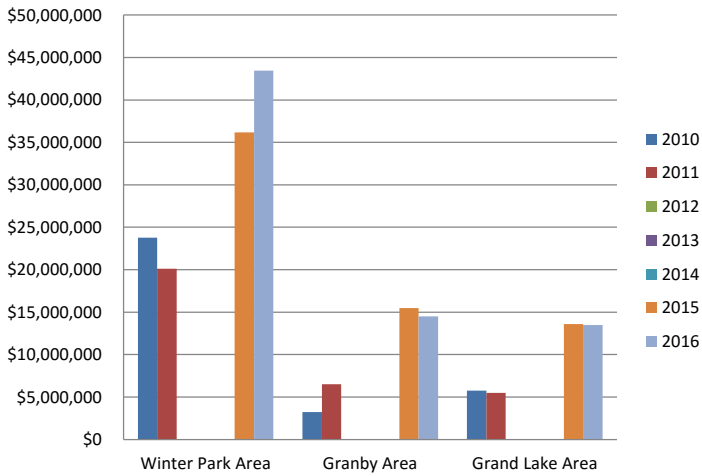
Residential - # Sold



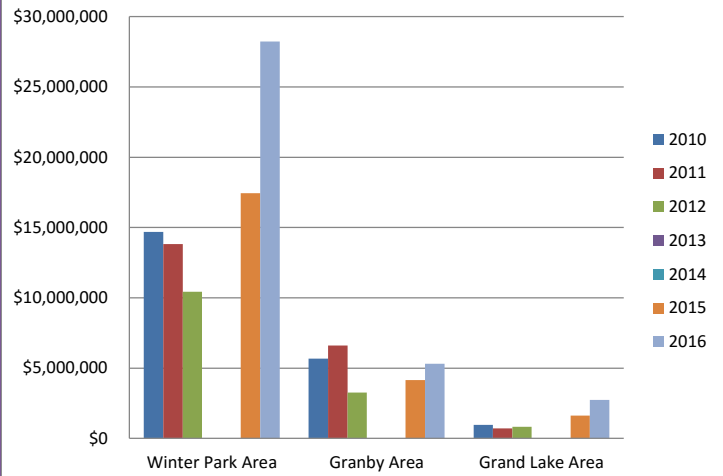
Condos - # Sold



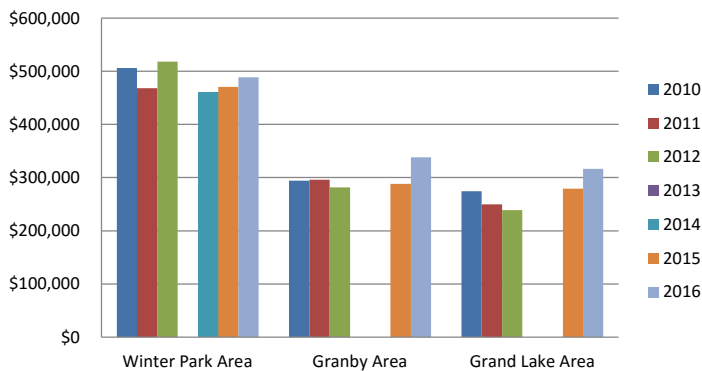
Residential - Total Volume Sold



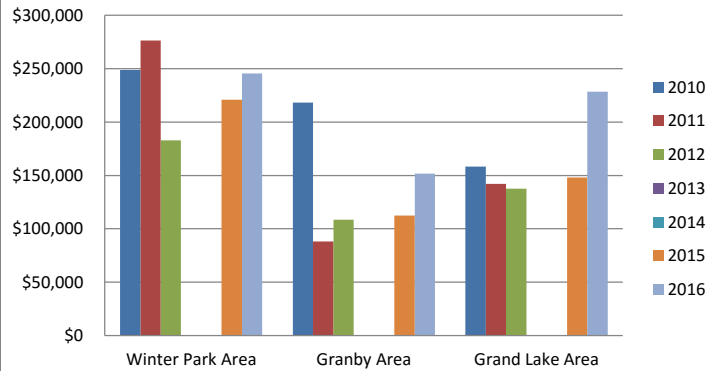
Condos - Total Volume Sold



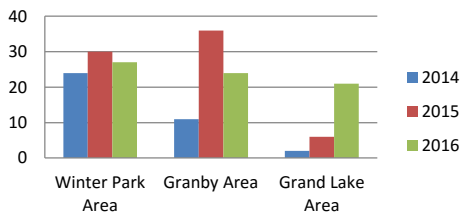
Residential - Average Sales Price



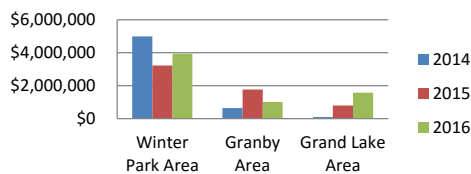
Condos - Average Sales Price



Vacant Land - # Sold



Vacant Land - Total Volume Sold



Vacant Land - Average Sales Price

