

Annual Sales Comparison Year-to-Year

RESIDENTIAL

# Active Listings / # Under Contract / # Sold	RESIDENTIAL		
	Winter Park, Fraser & Tabernash	Granby	Lake Granby to Grand Lake
2007	857 / 211 / 221 (+20% / -4% / -4%)	430 / 87 / 90 (+17% / +9% / +16%)	302 / 66 / 65 (+4% / -4% / 3%)
2008	860 / 101 / 115 (even / -52% / -47%)	346 / 52 / 56 (-20% / -40% / -37%)	275 / 40 / 39 (-9% / -40% / -40%)
2009	709 / 113 / 112 (-18 / +11% / -2%)	356 / 54 / 53 (-3% / +4% / -5%)	336 / 54 / 51 (+18% / -26% / -30%)
2010	685 / 136 / 129 (-3% / +20 / +15)	333 / 56 / 52 (-6% / +4% / -2%)	293 / 62 / 56 (-13% / +13 / +9%)
2011	615 / 129 / 123 (-9% / -5% / -5%)	286 / 58 / 60 (-14% / +4% / +15%)	290 / 60 / 62 (-1% / +3% / +11%)
2012	525 / 151 / 152 (-15% / +17% / +24%)	245 / 83 / 68 (-14% / +43% / +13%)	248 / 79 / 73 (-17% / +32% / +18%)
2013	476 / 155 / 146 (-9% / +3% / -4%)	221 / 73 / 80 (-10% / -12% / +18%)	207 / 81 / 84 (-17% / +3% / +15%)

SOLD VOLUME	RESIDENTIAL		
	Winter Park, Fraser & Tabernash	Granby	Lake Granby to Grand Lake
2007	\$135,368,122 (up 7%)	\$36,104,199 (up 8%)	\$31,775,255 (up 27%)
2008	\$69,515,285 (down 48%)	\$21,230,920 (down 41%)	\$14,293,900 (down 55%)
2009	\$54,341,902 (down 21%)	\$18,136,450 (down 14%)	\$15,478,070 (up 8%)
2010	\$62,614,171 (up 15%)	\$16,169,267 (down 11%)	\$14,576,732 (down 6%)
2011	\$55,249,198 (down 12%)	\$18,975,505 (up 17%)	\$20,090,110 (up 40%)
2012	\$71,059,420 (up 29%)	\$20,278,871 (up 7%)	\$23,713,953 (up 18%)
2013	\$67,629,895 (down 5%)	\$28,297,427 (up 40%)	\$25,465,100 (up 7%)

AVERAGE SALES PRICE	RESIDENTIAL		
	Winter Park, Fraser & Tabernash	Granby	Lake Granby to Grand Lake
2007	\$612,525 (up 10%)	\$401,158 (down 8%)	\$488,850 (up 30%)
2008	\$604,481 (down 1%)	\$379,124 (down 5%)	\$366,510 (down 25%)
2009	\$485,196 (down 19%)	\$342,197 (down 9%)	\$303,492 (down 17%)
2010	\$485,381 (up < 1%)	\$310,947 (down 9%)	\$260,299 (down 14%)
2011	\$449,180 (down 8%)	\$316,258 (up 2%)	\$272,147 (up 5%)
2012	\$481,008 (up 7%)	\$296,141 (down 6%)	\$295,491 (up 9%)
2013	\$463,057 (down 4%)	\$259,939 (down 12%)	\$292,101 (down 1%)

CONDOS

# Active Listings / # Under Contract / # Sold	CONDOS		
	Winter Park, Fraser & Tabernash	Granby	Lake Granby to Grand Lake
2007	618 / 259 / 250 (+11% / -16% / -17%)	223 / 94 / 88 (+36% / +70% / 62%)	50 / 17 / 16 (-9% / +6% / even)
2008	777 / 246 / 292 (+25% / -5% / + 16%)	146 / 30 / 33 (-34% / -68% / -62%)	43 / 10 / 11 (-14% / -41% / -31%)
2009	695 / 129 / 128 (-10 / -47% / -56%)	223 / 46 / 22 (+52% / +53% / -33%)	41 / 5 / 4 (-4% / -50% / -63%)
2010	618 / 145 / 144 (-11% / +12% / +12%)	190 / 51 / 49 (-15% / +11% / +122%)	43 / 11 / 11 (+5% / +120% / +175%)
2011	589 / 141 / 136 (-5% / -3% / -6%)	283 / 129 / 130 (+48% / +152% / +165)	35 / 11 / 9 (-18% / even / -18)
2012	569 / 174 / 161 (-3% / +23% / +16%)	231 / 68 / 59 (-18% / -47% / 54%)	34 / 7 / 9 (-2% / -36% / 0%)
2013	498 / 159 / 168 (-12% / -9% / +4%)	180 / 70 / 74 (-22% / +3% / +25%)	25 / 11 / 10 (-26% / +57% / +11%)

SOLD VOLUME	CONDOS		
	Winter Park, Fraser & Tabernash	Granby	Lake Granby to Grand Lake
2007	\$71,230,784 (down 13%)	\$17,285,875 (up 54%)	\$3,003,625 (up 2%)
2008	\$115,080,672 (up 61%)	\$5,644,178 (down 67%)	\$2,391,000 (down 20%)
2009	\$33,603,120 (down 70%)	\$7,137,200 (up 26%)	\$1,053,000 (down 55%)
2010	\$34,316,276 (up 2%)	\$9,911,292 (up 38%)	\$2,497,200 (up 137%)
2011	\$30,878,694 (down 10%)	\$10,853,506 (up 9%)	\$1,364,800 (down 45%)
2012	\$32,015,762 (up 4%)	\$6,328,241 (down 41%)	\$1,234,450 (down 9%)
2013	\$32,536,344 (up 2%)	\$11,432,372 (up 81%)	\$1,503,602 (up 22%)

AVERAGE SALES PRICE	CONDOS		
	Winter Park, Fraser & Tabernash	Granby	Lake Granby to Grand Lake
2007	\$284,923 (up 5%)	\$196,430 (up 25%)	\$187,727 (up 2%)
2008	\$394,112 (up 38%)	\$171,036 (down 12%)	\$217,364 (up 15%)
2009	\$262,524 (down 33%)	\$324,418 (up 89%)	\$263,250 (up 21%)
2010	\$238,307 (down 9%)	\$202,271 (down 37%)	\$227,018 (down 13%)
2011	\$227,049 (down 5%)	\$83,489 (down 58%)	\$151,644 (down 33%)
2012	\$198,856 (down 12%)	\$107,258 (up 28%)	\$137,161 (down 9%)
2013	\$193,669 (down 3%)	\$154,492 (up 44%)	\$150,360 (up 10%)

This information is deemed reliable but not guaranteed from the Grand County Board of REALTORS Multiple Listing Service and represents sales by all area Brokers. For more Grand County, CO Real Estate statistical information go to www.REWinterPark.com/Stats.



970-726-2600

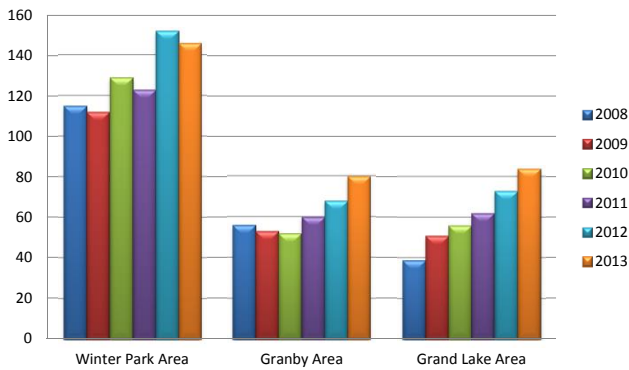
www.REWinterPark.com
info@rewinterpark.com



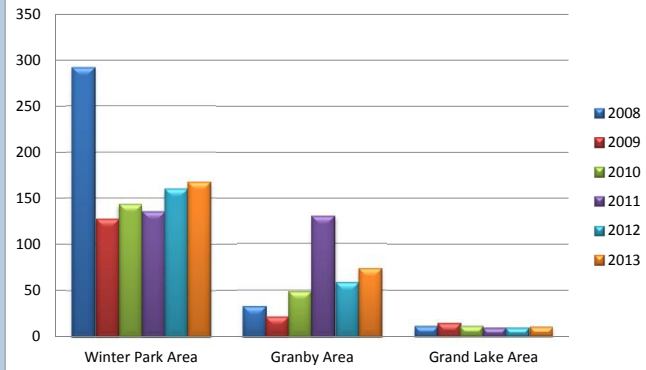
VACANT LAND

	Winter Park Area	Granby Area	Grand Lake Area	
# SOLD	2011	28	15	18
	2012	37	26	17
	2013	45	25	21
AVERAGE SALES PRICE	2011	\$143,529	\$75,900	\$62,133
	2012	\$180,568	\$37,965	\$55,824
	2013	\$125,987	\$32,224	\$104,048
TOTAL SALES VOLUME	2011	\$4,018,800	\$1,138,495	\$1,118,401
	2012	\$6,681,000	\$987,100	\$949,000
	2013	\$5,669,400	\$805,600	\$2,185,008

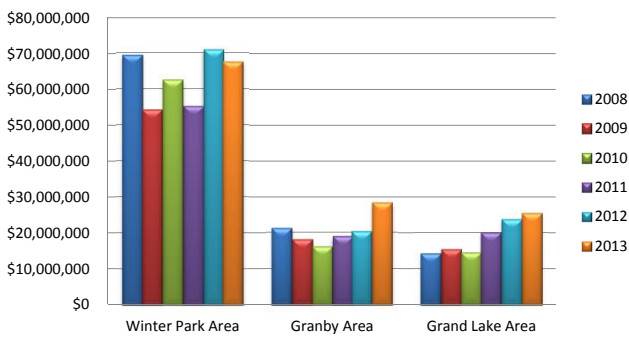
Number of Solds - Residential



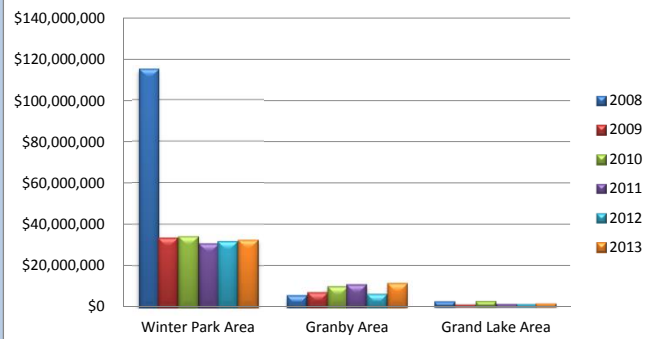
Number of Solds - Condos



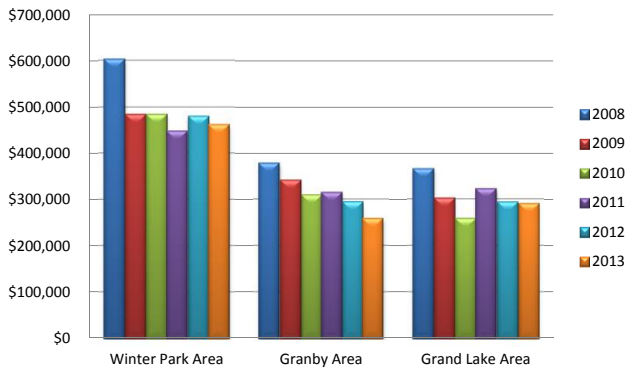
Total Sold Volume - Residential



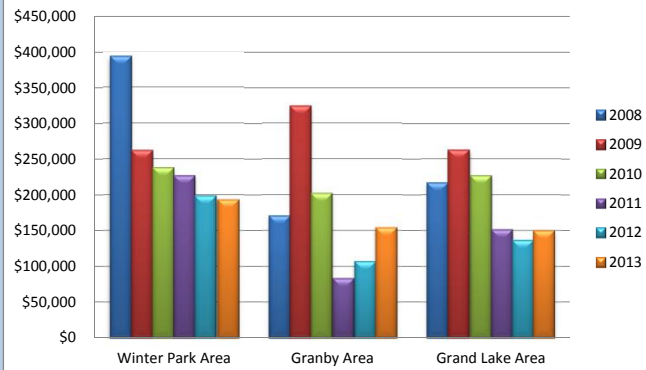
Total Sold Volume - Condos



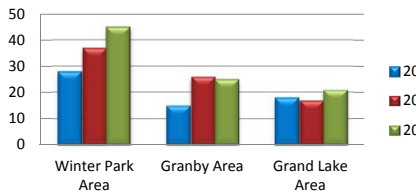
Average Sold Price - Residential



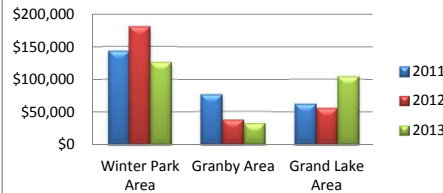
Average Sold Price - Condos



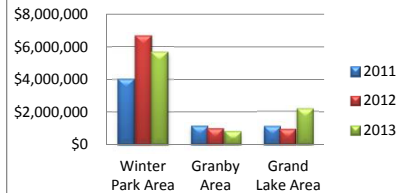
Number of Solds - Vacant Land



Average Sold Price - Vacant Land



Total Volume Sold - Vacant Land



This information is deemed reliable but not guaranteed from the Grand County Board of REALTORS Multiple Listing Service and represents sales by all area Brokers. For more Grand County, CO Real Estate statistical information go to www.REWinterPark.com/Stats.