

Mid Year Sales Comparison Year-to-Year

RESIDENTIAL

# Active Listings / # Under Contract / # Sold	Winter Park, Fraser & Tabernash	Granby	Lake Granby to Grand Lake
	2008	670 / 52 / 59 (+8% / -49% / -34%)	274 / 31 / 28 (0% / -40% / -36%)
2009	560 / 33 / 36 (-16% / -36% / -38%)	263 / 26 / 24 (-4% / -16% / -14%)	221 / 26 / 21 (+3% / +73% / +75%)
2010	502 / 53 / 47 (-10% / +61% / +31%)	259 / 18 / 11 (-2% / -31% / -54%)	211 / 27 / 21 (-4% / +3% / 0%)
2011	458 / 49 / 43 (-9% / -8% / -9%)	219 / 24 / 22 (-15% / +33% / +100%)	214 / 25 / 22 (+1% / -7% / -4%)
2012	403 / 69 / 70 (-12% / +41% / +63%)	181 / 39 / 31 (-17% / +63% / +41%)	191 / 31 / 23 (-11% / +24% / +5%)
2013	346 / 69 / 59 (-14% / 0% / -16%)	165 / 48 / 46 (-9% / +23% / +48%)	154 / 38 / 39/ (-19% / +23% / +70%)
2014	413 / 108 / 97 (+19% / +56% / +64%)	159 / 44 / 27 (-4% / -8% / -41%)	148 / 30 / 20 (-4% / -21% / -49%)

SOLD VOLUME	Winter Park, Fraser & Tabernash	Granby	Lake Granby to Grand Lake
	2008	\$36,290,706 (down 28%)	\$11,585,410 (down 33%)
2009	\$17,741,102 (down 51%)	\$8,599,150 (down 25%)	\$6,360,000 (up 84%)
2010	\$23,780,025 (up 34%)	\$3,234,900 (down 62%)	\$5,766,475 (down 9%)
2011	\$20,134,450 (down 15%)	\$6,515,900 (up 101%)	\$5,490,660 (down 5%)
2012	\$36,267,526 (up 80%)	\$8,733,674 (up 34%)	\$5,490,775 0%
2013	\$28,198,733 (down 22%)	\$16,188,493 (up 85%)	\$11,746,300 (up 114%)
2014	\$45,743,002 (up 38%)	\$9,529,642 (down 41%)	\$7,256,000 (down 38%)

AVERAGE SALES PRICE	Winter Park, Fraser & Tabernash	Granby	Lake Granby to Grand Lake
	2008	\$615,097 (up 10%)	\$413,765 (up 4%)
2009	\$492,808 (down 20%)	\$358,298 (down 13%)	\$302,857 (up 5%)
2010	\$505,958 (up 3%)	\$294,082 (down 18%)	\$274,594 (down 9%)
2011	\$468,243 (down 7%)	\$296,177 (up 1%)	\$249,575 (down 9%)
2012	\$518,107 (up 10%)	\$281,731 (down 5%)	\$238,729 (down 4%)
2013	\$477,944 (down 8%)	\$351,924 (up 25%)	\$301,187 (up 26%)
2014	\$495,587 (up 3.5%)	\$352,950 Negligible	\$362,800 (up 20%)

CONDOS

# Active Listings / # Under Contract / # Sold	Winter Park, Fraser & Tabernash	Granby	Lake Granby to Grand Lake
	2008	574 / 191 / 224 (+60% / +42% / +70%)	96 / 15 / 17 (-49% / -76% / -11%)
2009	513 / 39 / 34 (-10% / -79% / -85%)	169 / 37 / 8 (+76% / +146 / -53%)	33 / 1 / 1 (+3% / -83% / -80%)
2010	476 / 63 / 59 (-7% / +62% / +73%)	151 / 28 / 26 (-11% / -24% / +225%)	35 / 6 / 6 (-6% / +500% / +500)
2011	426 / 57 / 50 (-11 / -10% / -15%)	198 / 71 / 75 (+31% / +154% / +188%)	30 / 5 / 5 (-14% / -16% / -17%)
2012	422 / 63 / 57 (-1% / +10% / +14%)	161 / 31 / 30 (-19% / -56% / -60%)	29 / 5 / 6 (-3% / 0% / +20%)
2013	366 / 69 / 76 (-13% / +9% / +33%)	150 / 38 / 39 (-5% / +22% / +30%)	18 / 6 / 4 (-37% / +20% / -33%)
2014	324 / 106 / 85 (-11% / +53% / +11%)	104 / 16 / 17 (-30% / -57% / -56%)	23 / 5 / 3 (+27% / -16% / -25%)

SOLD VOLUME	Winter Park, Fraser & Tabernash	Granby	Lake Granby to Grand Lake
	2008	\$93,014,588 (up 156%)	\$2,940,678 (down 5%)
2009	\$9,560,012 (down 90%)	\$3,012,500 (up 2%)	\$325,000 (down 65%)
2010	\$14,681,490 (up 53%)	\$5,673,265 (up 88%)	\$948,800 (up 191%)
2011	\$13,811,500 (down 5%)	\$6,609,267 (up 16%)	\$710,300 (down 25%)
2012	\$10,421,447 (down 24%)	\$3,259,355 (down 50%)	\$825,450 (up 16%)
2013	\$15,700,189 (up 50%)	\$6,809,400 (up 108%)	\$618,902 (down 25%)
2014	\$17,434,625 (up 11%)	\$2,463,825 (down 63%)	\$515,000 (down 16%)

AVERAGE SALES PRICE	Winter Park, Fraser & Tabernash	Granby	Lake Granby to Grand Lake
	2008	\$415,244 (up 51%)	\$172,981 (up 6%)
2009	\$281,177 (down 32%)	\$376,562 (up 118%)	\$325,000 (up 72%)
2010	\$248,839 (down 12%)	\$218,202 (down 42%)	\$158,133 (down 51%)
2011	\$276,230 (up 11%)	\$88,124 (down 59%)	\$142,060 (down 10%)
2012	\$182,832 (down 34%)	\$108,645 (up 23%)	\$137,575 (down 3%)
2013	\$206,587 (up 12%)	\$174,600 (up 60%)	\$154,726 (up 12%)
2014	\$205,113 Negligible	\$144,931 (down 16%)	\$171,667 (up 10%)

This information is deemed reliable but not guaranteed from the Grand County Board of Realtors Multiple Listing Service and represents sales by all area Brokers. For more Grand County, CO Real Estate statistical information go to www.REWinterPark.com/Stats.



970-726-2600

www.REWinterPark.com

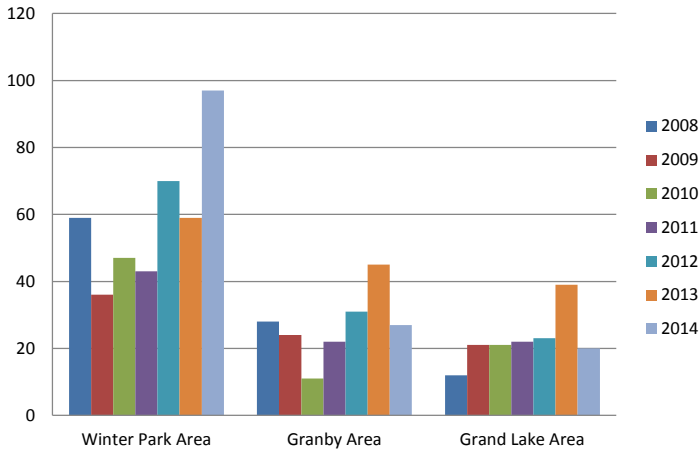
info@rewinterpark.com



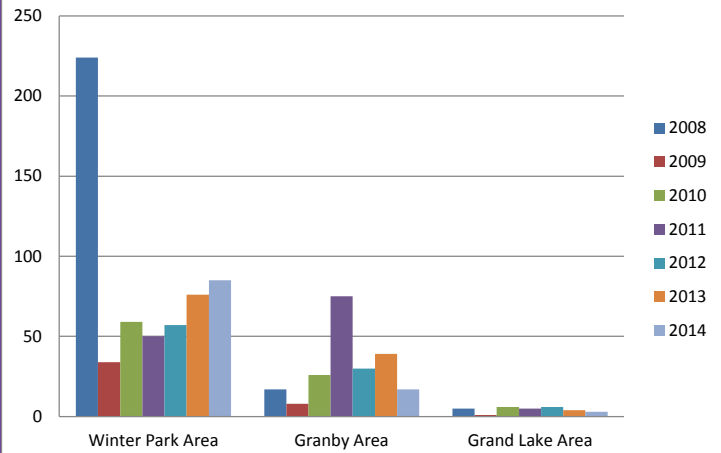
VACANT

	Winter Park Area	Granby Area	Grand Lake Area
# SOLD	2012	12	15
	2013	24	11
	2014	24	11
AVERAGE SALES PRICE	2012	\$237,500	\$34,287
	2013	\$164,167	\$32,664
	2014	\$208,287	\$58,164
TOTAL SALES VOLUME	2012	\$2,850,000	\$514,300
	2013	\$3,940,000	\$370,300
	2014	\$4,998,888	\$639,800

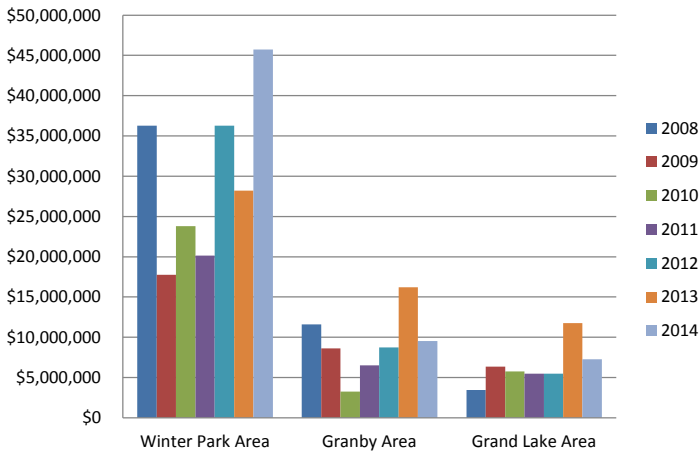
Residential - # Sold



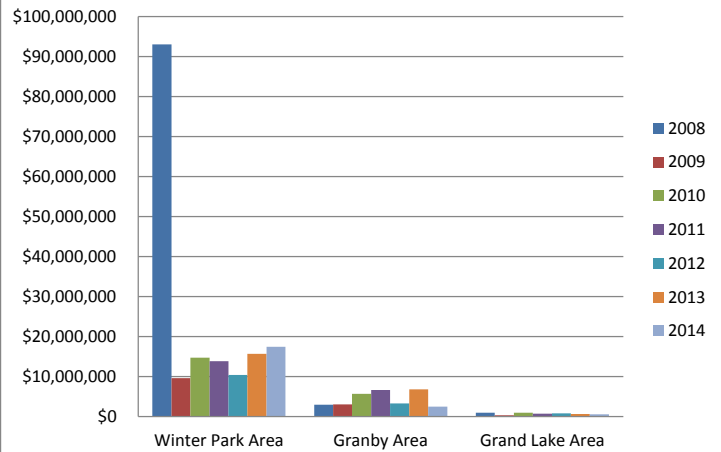
Condos - # Sold



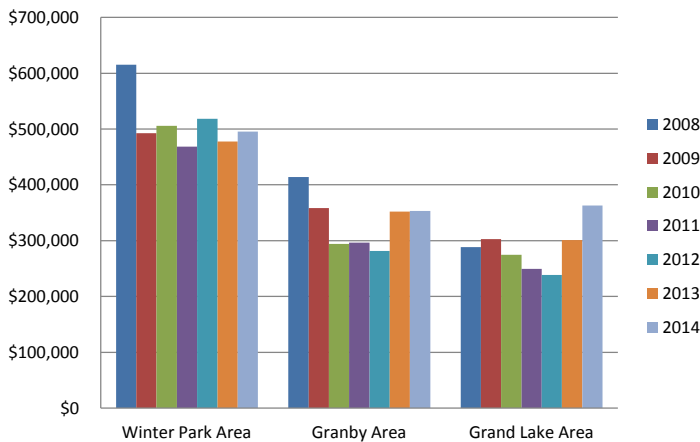
Residential - Total Volume Sold



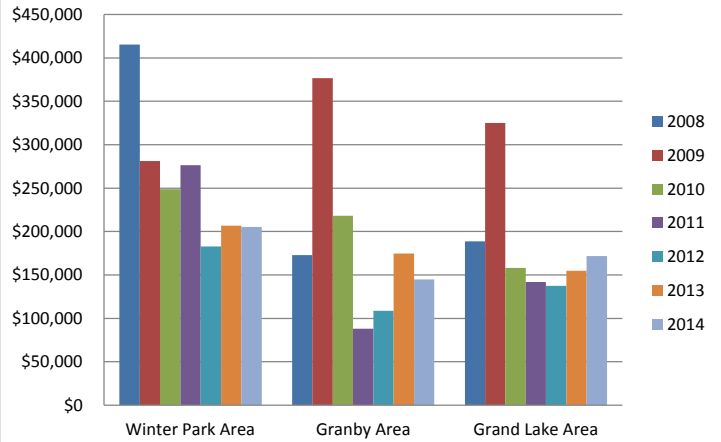
Condos - Total Volume Sold



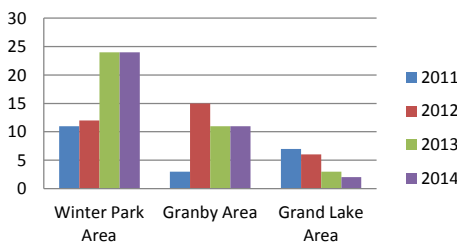
Residential - Average Sales Price



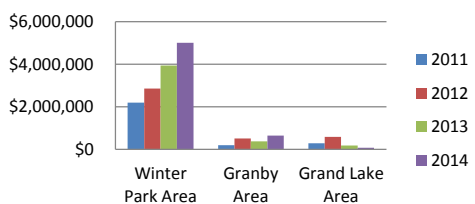
Condos - Average Sales Price



Vacant Land - # Sold



Vacant Land - Total Volume Sold



Vacant Land - Average Sales Price

